

Minnesota Fire Services Joint Council

2011 Legislative Conference

TRAINING

The key ingredient to successful and safe operations.



Firefighters enter smoke filled burn building at Minneapolis Fire Training Center to practice search and rescue techniques in dangerous environment

FIRE SAFETY ACCOUNT - Dedicated funding for firefighter training

**House File 474 Steve Smith
Senate File Ingebrigsten**

Funding your local fire department to reimburse them for much needed training in:

Fire Suppression, Apparatus Operator, Hazardous Materials Technician, Hazardous Materials Specialist, Auto Extrication, Fire Investigation, Fire Prevention, Officer I and Officer II, Fire Instructor, Confined Space Rescue, Water and Ice Rescue, Technical Rescue, and Fire

Fire Safety Account

Problem - Severe funding shortage for training *and* redirection of fire safety revenues from their statutorily intended uses.

Solution - Appropriate ALL revenues collected from the fire safety surcharge into the fire safety account allowing use of these revenues for the three statutorily designated uses:

Background:

Session Laws 2006 (Representative Smith, Mound) (Senator Rest, New Hope).
Repealed hidden insurance tax on homeowners and commercial policies.
Replaced tax with transparent fee & dedicated revenue to the Fire Safety Account.
Net result - Minnesota Insurance Companies increased their competitive advantage.

Statutorily designated uses:

1. Funding the operation of the State Fire Marshal Division which provides support to local fire departments including but not limited to:

Fire Investigations
Code Adoption, Support, Plan Review
Public Fire Education & Data Collection and Analysis
Fire Inspections (Schools, Hotel/Lodging, Day Care)

2. Funding the Firefighter Training and Education Board

Provides training dollars directly to local departments to aid in offsetting training costs. Current revenue collection would provide \$200 per fire fighter but needs to be appropriated by the legislature. Initial training tuition and certification cost for new firefighter is \$3,000; career or volunteer.

3. Funding State Regional Response Teams

Task Force 1, comprised of five teams around the state dealing with structural collapse. The unit was created and trained in 2004, but has yet to receive any measurable financial support. (The unit has responded to incidents like the 35W Bridge Collapse in Minneapolis, the grain bin extrication in Farmington and the natural gas home explosion in St. Paul).

Eleven hazardous materials teams, situated around the state to deal with chemical contaminations like mercury spills and meth labs.

Mass Decontamination Program - currently being studied as previous program failed due to a number of issues including no funding.
Homeland Security in process of completing study to determine most efficient program.

Equipping Your New Fire Fighter

TRAINING

Fire Fighter I Training	\$900
Fire Fighter II Training	\$600
EMS Training	\$1,100
Haz Mat Training	\$450
Terrorism Training	\$100
SCBA Fit Test	\$100
FF Health Test	\$250
Background Check	\$50
Physiological Exam	\$350
<u>Total</u>	<u>\$3,900</u>

COST TO OUTFIT A FIRE FIGHTER

Helmet	\$300
Coat	\$800
Breathing Apparatus (SCBA)	\$5,250
Gloves	\$90
Pants	\$600
Boots	\$250
Radio	\$2,500
<u>Total</u>	<u>\$9,790</u>

STATION WEAR

Uniform Shirt	\$50
Uniform Pants	\$85
Uniform Jacket	\$135
Cap / Tie / Brass	\$65
Uniform Boots	\$165
<u>Total</u>	<u>\$500</u>

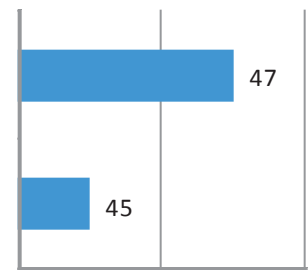
Flammable gas fire suppression training



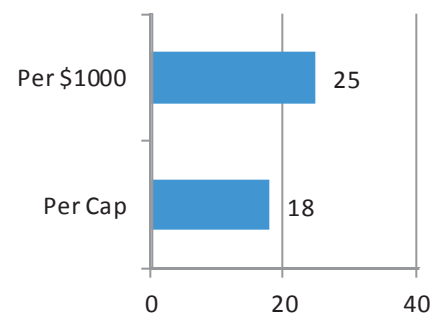
State Comparison of Fire, Police, Education and Highway Expenditures Per Capita and Per \$1,000 of Income

State	Per Capita		Per \$1000 of Income	
	Amount	Rank	Amount	Rank
Alabama	\$123.93	21	\$3.77	13
Alaska	\$189.89	5	\$4.59	5
Arizona	\$148.05	12	\$4.53	7
Arkansas	\$77.21	42	\$2.51	41
California	\$193.53	3	\$4.57	6
Colorado	\$131.09	19	\$3.15	22
Connecticut	\$145.09	13	\$2.61	37
Delaware	\$34.55	51	\$0.86	51
D.C.	\$345.36	1	\$5.39	2
Florida	\$182.60	6	\$4.73	4
Georgia	\$106.00	30	\$3.16	20
Hawaii	\$120.71	23	\$3.02	28
Idaho	\$92.06	40	\$2.90	31
Illinois	\$170.87	7	\$4.08	9
Indiana	\$121.08	22	\$3.60	15
Iowa	\$66.83	46	\$1.86	44
Kansas	\$94.22	38	\$2.53	39
Kentucky	\$97.94	34	\$3.14	23
Louisiana	\$117.08	25	\$3.30	19
Maine	\$98.74	33	\$2.85	33
Maryland	\$158.20	9	\$3.36	16
Massachusetts	\$155.20	10	\$3.13	25
Michigan	\$94.64	37	\$2.70	35
Minnesota	\$68.61	45	\$1.64	47
Mississippi	\$75.17	43	\$2.58	38
Missouri	\$107.38	29	\$3.12	26
Montana	\$103.38	31	\$3.07	27
Nebraska	\$97.73	35	\$2.63	36
Nevada	\$191.78	4	\$4.82	3
New Hampshire	\$132.42	18	\$3.14	24
New Jersey	\$114.88	26	\$2.28	43
New Mexico	\$130.48	20	\$4.16	8
New York	\$149.56	11	\$3.16	21
North Carolina	\$93.08	39	\$2.76	34
North Dakota	\$69.45	44	\$1.84	45
Ohio	\$133.71	17	\$3.83	11
Oklahoma	\$120.21	24	\$3.35	17
Oregon	\$143.82	14	\$4.05	10
Pennsylvania	\$51.93	49	\$1.32	50
Rhode Island	\$256.86	2	\$6.34	1
South Carolina	\$77.90	41	\$2.50	42
South Dakota	\$58.79	48	\$1.61	49
Tennessee	\$100.56	32	\$2.99	29
Texas	\$95.14	36	\$2.53	40
Utah	\$108.48	28	\$3.63	14
Vermont	\$66.46	47	\$1.73	46
Virginia	\$140.84	15	\$3.34	18
Washington	\$158.49	8	\$3.81	12
West Virginia	\$48.33	50	\$1.61	48
Wisconsin	\$108.70	27	\$2.95	30
Wyoming	\$138.43	16	\$2.87	32
U.S. Average	\$130.38	\$3.33		

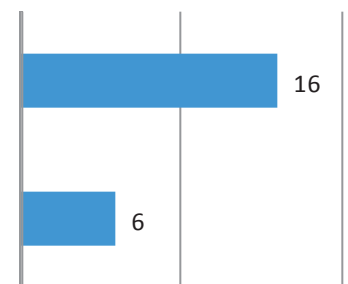
FIRE



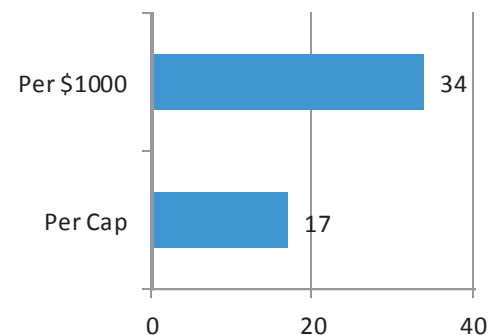
POLICE



HIGHWAYS



EDUCATION



Source: Minnesota Taxpayers Association 2008 "How Do We Compare?" report